

When you try to log on to Google Classroom for the first time you may be asked to change your c2k password. If this happens follow these instructions:



C2K change password |

1. Type this into Google:
C2K change password

2. Select this option



c2k change password

All

News

Video

Maps

More

Settings

Tools

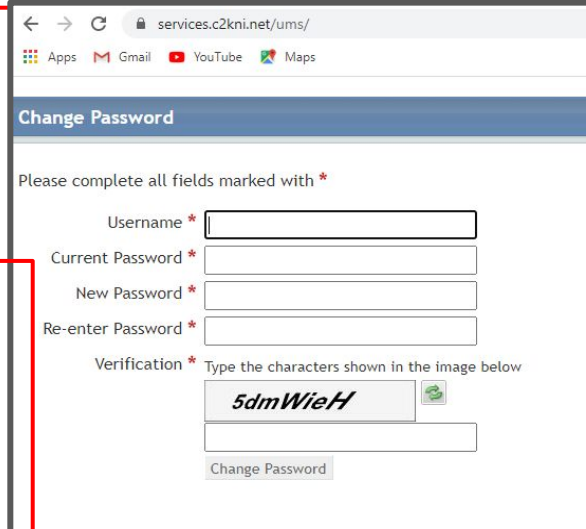
About 172,000 results (0.38 seconds)

services.c2kni.net > ums

[Change Password](#)

Change Password. Please complete all fields marked with *

Username required; Current **P**assword required * Current **p**assword ...



Change Password

Please complete all fields marked with *



Username *

Current Password *

New Password *

Re-enter Password *

Verification * Type the characters shown in the image below

[Change Password](#)

3. Your username is what you use to log into school computer
e.g. sjones123
current password: January2021
new password: primary62021
type verification being careful to use capital letters if needed